


Junior Camp

AT
The University of
British Columbia

WELCOME GUIDE

2026



CAMP



LANGUAGE
SCHOOLS

Contents

- 3 Preparing for your trip
- 4 What to pack
- 5 Once You Arrive
- 6 Life at the Residence
- 9 Explore
- 10 Important Health and Safety Tips
- 11 Medical Insurance Health Coverage
- 12 Exploring Vancouver
- 13 Telephone Service
- 14 Conduct for Classroom Activities
- 15 Important Information
- 17 Our Teaching Philosophy
- 18 Frequently Asked Questions(FAQ)

ARE YOU READY FOR THE EXPERIENCE OF A LIFETIME?

ILSC's Junior Camps are an exciting and fun way to learn English or French, and to connect with other students from around the world while getting a taste of the local culture at one of ILSC's unique locations.

This welcome guide will help you prepare for your visit, and give you tips and advice for while you're here so that you can get the most out of your experience. We look forward to meeting you!

Preparing for your trip



BEFORE YOU LEAVE



ILSC CUSTODIANSHIP SERVICES

Any child who is a minor (a child under the age of 18 in Ontario and Quebec and 19 in BC) who wants to study in Canada (without a parent or guardian) and is not a Canadian citizen or a permanent resident, must have a custodian, which is an adult appointed to them, who will provide the care and support they need while in Canada.

A custodian's responsibilities include:

- Assisting with the student's arrival and departure from Canada
- Providing consent (as required) for academic programs and activities (e.g., field trips)
- Responding 24/7 to emergency situations involving the student
- Assisting in accessing immediate and/or ongoing medical services
- Mediating disputes involving student and/or staff
- Advising the student's parents of any issues pertaining to the student's social, emotional, physical, or academic well being

The ILSC Campus Directors will act as custodians for all ILSC students with the exception of students travelling as part of a group that is accompanied by a chaperone. In this case, the chaperone would act as the custodian for the group of students. If a student has a relative or the student's parents have a friend who they would like to appoint as custodian, they may do so as long as the relative or friend lives near the school or residence and meets the requirements and can fulfill the custodian responsibilities. Once you have determined who you would like as your child's custodian, you must complete and submit a Custodianship Declaration form.

The Custodianship Declaration Forms (Custodian and Parents/Guardian) form consists of two pages:

- The first page needs to be signed by the custodian and notarized in Canada.
- The second page needs to be signed by the parents or legal guardians of the minor child and notarized in their home country.

All minor students must provide a notarized declaration, one signed by their parent or legal guardians in the country of origin, as well as one signed by the custodian in Canada, stating that arrangements have been made for the custodian to act in place of parent. The Custodianship Declaration Forms must be signed and notarized by a lawyer or notary public. The fee for the ILSC custodianship services and notarization costs are included in the tuition fees.

UNACCOMPANIED MINORS

An "Unaccompanied Minor" is any child between the age of 8-17 years old traveling without a parent or legal guardian.

Most airlines provide an "Unaccompanied Minor" program to assist children who are travelling alone from their point of departure to their destination. The unaccompanied minors are escorted by airline personnel until they reach their destination and are released to an ILSC Juniors Program team member. This program is mandatory for children between 8-11 years old and optional for children aged 12-17 years old. The airline charges an additional fee for this program.

ILSC ACADEMIC ENGLISH PLACEMENT TEST

Your language assessment will be conducted in person on your first day in a fun, interactive way! There's no need to complete an online test in advance—just arrive ready to participate and enjoy the experience.

SUBMIT IMPORTANT DOCUMENTS

2026 Admission application

What to pack



CHECKLIST OF THINGS TO BRING

IMPORTANT INFORMATION & ITEMS

- Letter of acceptance from ILSC
- This Welcome Guide (record important information on p. 15)
- Your passport and travel documents (leave photocopies of travel documents with your parent or guardian)
- Travel health insurance
- Any prescription medications that you require
- Canadian Dollars or credit cards to purchase snacks or souvenirs
- \$100 cash for Residence Security Deposit
- Credit Card for laundry, souvenirs, snack, etc.

TOILETRIES

- Toothbrush and toothpaste
- Shampoo/conditioner
- Soap
- Towel
- Sunscreen
- Skincare / body moisturizer
- Hairbrush / comb
- Hairdryer (if needed)
- Washcloth
- Feminine hygiene products

CLOTHING

- Underwear
- Socks
- Sweatshirts/sweatpants (for cool weather)
- T-shirts
- Shorts
- Jeans/pants
- Rain jacket (suitable for cool or rainy weather)
- Pajamas/sleepwear
- Swimsuit
- Sunhat
- Running shoes
- Casual shoes
- Flip-flops/sandals

MISC.

- Beach towel
- Refillable water bottle
- Regular medications (Acetaminophen or Ibuprofen)

PERSONAL ELECTRONICS

- Camera
- Mobilephone
- Headphones

SCHOOL SUPPLIES

- Backpack or school bag
- Pens and paper
- Notebook



Once you Arrive



AT THE AIRPORT



If you are coming from an international flight, you will be arriving at the international arrivals' terminal of the airport. If you are coming from a Canadian connecting flight, you will be arriving in the domestic arrivals terminal of the airport.



LANGUAGE
SCHOOLS

JUNIOR CAMP

**Welcome
Pablo Alves Torres**

All ILSC's locations are in major cities, and the airport will be between 20-45 minutes away from the school depending on which city you will be studying in.

When you arrive, there will be an ILSC Junior Camp staff member waiting for you inside the terminal. The person will be waiting for you with a sign with the ILSC logo and your name. This Junior Camp staff will greet you and help you find the driver assigned to pick you up and take you to the UBC Campus.

If you don't see the Junior Camp staff member right away, don't worry; someone will be there waiting for you. If, after looking carefully, you can't find anyone with a sign with your name on it, go to the information booth and ask to make a phone call to the **UBC Junior Camp emergency phone number (236) 308 3184**, which is always available, 24 hours a day from June 28, 2026 - August 09, 2026.

A Junior Camp staff member will answer the phone and make sure to connect you with the person picking you up.

Life at the Residence



LIVE

You will be staying at UBC's Totem Park or Vanier residence, located in a quiet section of the UBC campus featuring dormitory buildings, large commons block with common rooms, and cafeterias.

Modern dormitory style double-room housing.

Boys and girls live in separate sections of the residence. Bed linens are provided and changed weekly; however, you should bring your own towel.



STUDENT SAFETY AND CARE

The Junior Camp staff will be living with you in residence and are available 24 hours a day, 7 days a week.

In addition to the Junior Camp staff, UBC security staff patrol the residence in the evening for added security.



MEALS

You will receive 3 meals a day. These are typically hot meals from the cafeteria, served buffet style.

On full day excursions (once per week), you will receive a boxed lunch and restaurant dinner.





ADDITIONAL FACILITIES

The residence features large common spaces and a kitchen with a fridge and kettles.

Totem Park has a large open field space for recreational sports. The campus also features a botanical garden and world class museums.

- Accommodation: Double rooms.
- Bathrooms: Shared bathroom.
- Laundry: Please remember to bring a credit card to purchase your laundry card, as the machines do not accept cash.
- Internet: Wireless Internet is available in all common spaces within UBC's Totem Park.



Life at the Residence



All our classes take place at the UBC Campus.

- **Number of language levels:** Our five-level Junior Camp curriculum is designed to meet the diverse needs of our students, to address the range in language skills and abilities, and to challenge each individual student to progress and excel, based on their level.
- **Number of lessons:** 17 lessons, 15 hours per week
- **Content:** Reading, grammar, vocabulary, and writing are taught in dynamic and interesting ways.

Speaking and listening are practiced through discussion topics that are interesting and relevant to today's youth.

- **Certificate:** Students will receive a progress report and an end-of-course certificate upon completion of the program.



CISS GLOBAL LEADERSHIP OPERATED BY ILSC

Empower tomorrow's changemakers at one of Canada's most prestigious universities.

The CISS Global Leadership Program at UBC blends interactive language learning with hands-on leadership development, encouraging students to discover their voice, take action, and make an impact—locally and globally.



Juniors Camp

Daily Schedule*

SCHEDULE

ILSC UBC JUNIOR CAMP - WEEKLY SCHEDULE

	Sunday	Monday	Tuesday	Wednesday	Thursday	Friday	Saturday
7:30 - 8:30 am	Breakfast						
9:00 am - 12:00 pm	ARRIVALS AND DEPARTURES	CLASSES					
12:00 pm - 1:00 pm	WEEKEND OUTING/ACTIVITY (AFTERNOON) ON SITE	Lunch					
1:00 pm - 4:00 pm	SPORTS, ARTS (UBC)	OUTING/ACTIVITY (OFF SITE)	SPORTS, ARTS (UBC)	OUTING/ACTIVITY (OFF SITE)	SPORTS, ARTS (UBC)	WEEKEND OUTING/ACTIVITY (FULL DAY)	
4:00 pm - 6:00 pm	REST & RESET	REST & RESET	REST & RESET	REST & RESET	REST & RESET		
6:00 pm - 7:00 pm	Dinner						
7:00 pm - 09:00 pm	EVENING ACTIVITY						
09:00 pm - 11:00 pm	QUIET TIME						
11:00 pm	LIGHTS OUT						



*Schedule may vary depending on activity. Students will be informed ahead of time if the schedule varies.

ILSC UBC Juniors

Program Activity Schedule

ILSC Junior Camp Vancouver at UBC (June - August 2026)

ACTIVITY CALENDAR - 2026 SUMMER

	Sunday	Monday	Tuesday	Wednesday	Thursday	Friday	Saturday
Week 1	28 Arrivals All Day	29 Outdoor Sports Tournament	30 World Cup Theme day - Watch party	1 Shopping Mall on campus	2 Kitsilano Beach/ volleyball	3 Scavenger Hunt	4 Squash/Rafting Adventure
Week 2	5 Arrivals/ Departure	6 Water games	7 Jericho beach & kayak lessons	8 Relay Challenge	9 Science World	10 Cultural Exchange Day	11 Playland amusement park
Week 3	12 Arrivals/ Departure	13 Olympic Day	14 Gastown Vancouver & Lookout	15 Watch Party Semifinal	16 Capilano Suspension Bridge	17 Talent Show Day	18 Whistler
Week 4	19 Arrivals/ Departure	20 Water games	21 Granville Island walk	22 Color Run	23 Canada Place & Flyover simulation	24 Relay Challenge	25 Harrison Water Park

	Sunday	Monday	Tuesday	Wednesday	Thursday	Friday	Saturday
Week 5	26 Arrivals/ Departure	27 Pacific Museum of Earth	28 Kitsilano Beach/ volleyball	29 Pool Day	30 Vancouver Aquarium	31 Scavenger Hunt	1 Cypress Mountain
Week 6	2 Arrivals/ Departure	3 Old Marina Dr Lookout / Water games	4 Laserdome	5 Color Run	6 Lynn Canon	7 Cultural Exchange Day	8 Grouse Mountain

Rest & Reset

Take a break your way!

During these blocks, you'll have the option to join a fun activity at UBC or simply relax and recharge—it's completely up to you.

*All schedules are subject to change. This program officially closes on Sunday, August 09th, 2026.

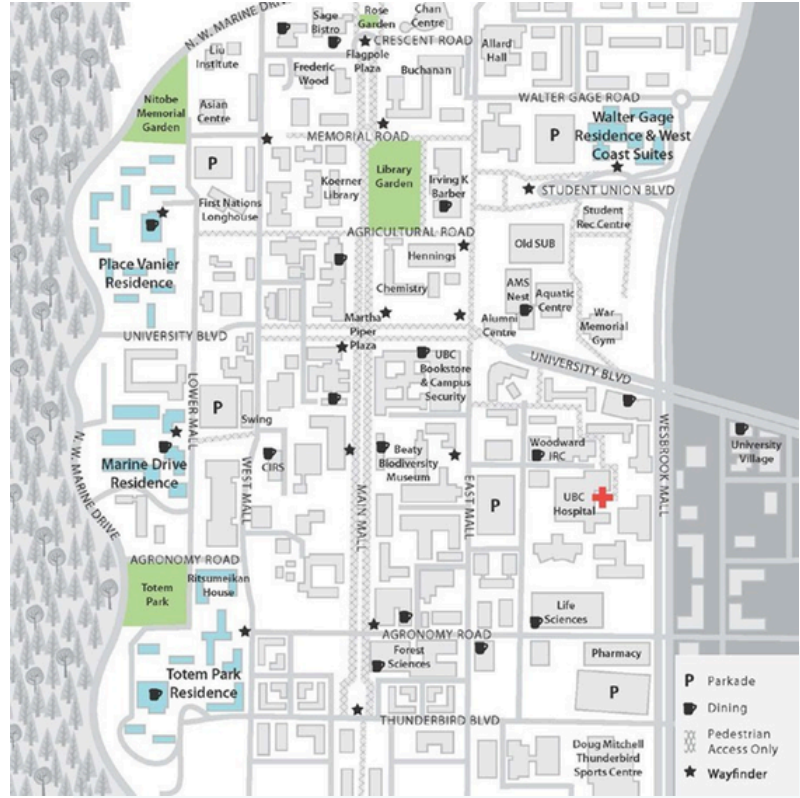
Explore



Enjoy an activities program that combines afternoon and evening activities on UBC campus and outings and off-campus activities.

- **Afternoon Activities at UBC:** Students can participate in a variety of afternoon activities every Monday, Wednesday, and Friday on the UBC campus. Activities include group sports, games, as well as performing and visual arts activities. Activity options vary from week to week.
- **Evening Activities at UBC:** In the evenings, you will participate in social activities such as scavenger hunts, dance parties, performance nights or team quiz competitions.
- **Outings and Off-Campus Activities:** Each week, you will take part in half-day and weekend full-day excursions where you will have the opportunity to explore the city and experience the local culture. Activities may include Capilano Suspension Bridge, Playland Amusement Park, Stanley Park and more!*

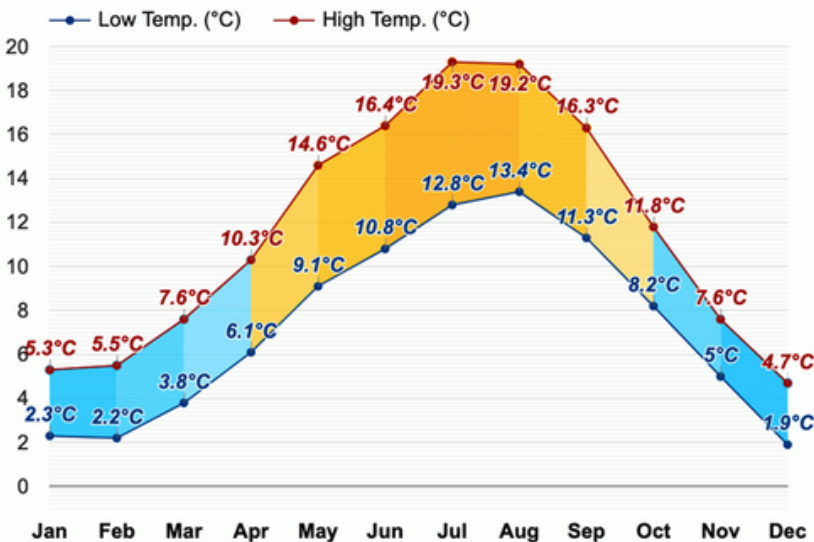
*Specific trip destinations vary depending on your attendance dates



AVERAGE MONTHLY TEMPERATURES IN VANCOUVER

ADVENTURE

Temperature - Vancouver, Canada



IMPORTANT HEALTH AND SAFETY TIPS



To ensure everyone's safety and enjoyment, it is essential that you understand and follow these safety regulations. Please use common sense and avoid doing anything you wouldn't do in your own country!



IN CASE OF ILLNESS OR INJURY

- Immediately report any accident or injury to your teacher or another staff member.
- Do not move a person who is injured.
- Follow the instructions of your teacher/ILSC staff, or medical staff.
- If there is no teacher or staff member available, call ILSC's emergency phone number or call 911.



YOUR BELONGINGS

- It is important to pay attention to your belongings in and out of school.
- Do not carry around large amounts of cash, or your passport.
- Remember to take your backpack off while you're on public transit. This is the polite thing to do for people standing behind you and it will also keep your belongings safe.
- When you are walking around keep your phone and other belongings in your bag, don't carry them in your hand.



TALKING TO STRANGERS

- In general, people are friendly, and it is safe to talk to strangers in public areas; however, if you are not feeling comfortable to talk with someone, you can always say "Excuse me, it is not a good time to talk," then move on.



IF YOU GET LOST

- Use WhatsApp on your mobile phone and call or send a message to the Juniors Program group. The Juniors Program Staff will have your location on WhatsApp and will be able to find you. You can also call the Juniors Program Emergency Phone number at **(236) 308 3184** and a Juniors Program staff will help you.
- DO NOT attempt to make your way back to the campus on your own.



IF THERE IS A FIRE

- If there is a fire, or you hear a fire alarm, calmly exit the building, and gather in a safe place outside with your classmates and your teacher or activity coordinator.
- Follow all instructions from your teacher, activity coordinator and/or firefighting staff who will inform you when it is safe to return to the building, or leave the area.



Medical Insurance

Health Coverage



MINOR ILLNESS

Students will receive medical attention at a clinic located within 5 km of the UBC campus for minor illnesses such as a sore throat, runny nose, cough, cold, flu, mild fever, skin irritations, or urinary tract infections. StudyInsured insurance will be billed directly.



MAJOR ILLNESS OR INJURY

If a student has a medical emergency such as broken bones, deep cuts, excessive bleeding, a high fever (over 38.8°C/102°F), severe pain or illness, or difficulty breathing, they will be taken to the nearest hospital for medical treatment. Payment can be made at the hospital, or the hospital **may*** mail the invoice to you. You can then submit a claim, including the invoice and/or payment receipts, to StudyInsured for reimbursement of eligible expenses.


Below is a summary of the medical benefits covered by the StudyInsured medical insurance plan:

THE ESSENTIAL PLAN	
SUMMARY OF BENEFITS (\$CAD)	
MAXIMUM SUM INSURED	• \$5,000,000
COVERAGE TYPE	• Emergency
ELIGIBLE MEDICAL EXPENSES	<ul style="list-style-type: none"> • Emergency in-patient or out-patient treatment for sickness or injury • Services of physician, surgeon, anesthetist, registered graduate nurse • X-rays and laboratory services • Rental of medical appliances
AMBULANCE SERVICES & EMERGENCY TRANSPORTATION	<ul style="list-style-type: none"> • Licensed ground ambulance • Taxi in lieu of ambulance up to \$125 • Up to \$300,000 for emergency air transportation
PRIVATE DUTY NURSE	• Up to \$15,000
FOLLOW-UP CARE	• Up to \$500
PRESCRIPTION DRUGS	• Up to \$500 for up to a 60-day supply
PARAMEDICAL SERVICES	• Up to \$500 per practitioner
PSYCHIATRIC CARE OR MENTAL & EMOTIONAL DISORDERS	<ul style="list-style-type: none"> • Up to \$500 for outpatient visits to a psychiatrist, psychologist or social worker • Up to \$10,000 for psychiatric hospitalization
DENTAL SERVICES	<ul style="list-style-type: none"> • Up to \$4,000 for accident • Up to \$500 for relief of pain • Up to \$100 per tooth for the extraction of impacted wisdom teeth
SEXUAL HEALTH CONSULTATION	• Up to \$150 for consultation related to an STI including one consultation for the prescription of the "morning after pill" or birth control medication*
MATERNITY	<ul style="list-style-type: none"> • Up to \$5,000, including childbirth; pregnancy must commence during term of insurance • One induced termination per policy period
FAMILY TRANSPORTATION	• Up to \$5,000 for round trip economy airfare for up to 2 family members, and up to \$1,500 for costs incurred after arrival, if student is hospitalized for at least 7 days
PREPARATION & RETURN OF REMAINS	<ul style="list-style-type: none"> • Up to \$15,000 for preparation and transportation of remains • Up to \$5,000 for cremation and/or burial at place of death
ACCIDENTAL DEATH & DISMEMBERMENT	<ul style="list-style-type: none"> • Air Flight / Common Carrier Accident: \$100,000 • 24 Hour Accident: \$50,000
ELIGIBILITY	• International students under the age of 65 temporarily residing in Canada
TRAVEL OUTSIDE CANADA	• Travel worldwide is valid as long as the majority of time on the policy is spent in Canada. Your home country is excluded unless on a school-sponsored trip, and coverage in the USA is limited to 30 days.
PRE-EXISTING CONDITIONS	• Covered for unexpected emergencies if stable for 90 days prior to the start of the policy.

This document is a summary only and does not include all of the benefits, limitations, exclusions or conditions of coverage. The policy wording is the only legally binding description of coverage. Please consult the policy wording for further details. For more information, contact the StudyInsured™ Assistance team at 1.866.883.9787 or email studentassist@studyinsured.com



*A minimum of 6 months of continuous coverage must be purchased to be eligible for this benefit

EXPLORING VANCOUVER

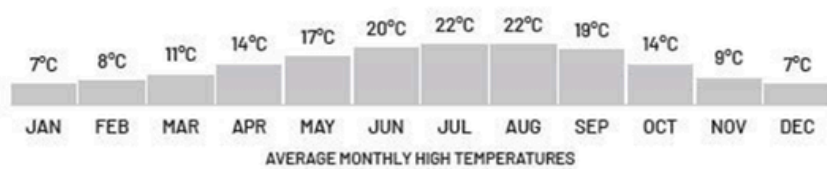


Come and discover Vancouver, a modern, magical city set among lush green mountain forests and beaches lapped by the Pacific Ocean.

Enjoy the friendly multicultural atmosphere of Western Canada's largest metropolis, where you can enjoy shopping, museums, and many outdoor adventures. ILSC-Vancouver campus is in the city's downtown, close to public transport, banks, restaurants, and shopping options.



ATTRACTIONS	TRANSPORTATION	ILSC CAMPUSES	CONTACT
<ul style="list-style-type: none"> 1 Vancouver Public Library 2 Canada Post Office 3 Queen Elizabeth Theatre 4 TimeSquare 5 Victory Square 6 Holy Rosary Cathedral 7 Steam Clock 8 Harbour Centre 9 Pacific Centre 10 Vancouver Art Gallery 	<ul style="list-style-type: none"> 1 Burrard Skytrain 2 Vancouver City Centre Station 3 Granville Skytrain 4 Waterfront Station 5 Stadium/Chinatown Station 6 Seabus Station 	<ul style="list-style-type: none"> R 555 Richards Street S1 554 Seymour Street S2 543 Seymour Street S3 540 Seymour Street D 825 Dunsmuir Street G 560 Granville Street Greystone College 	555 Richards Street Vancouver, B.C. Canada V6B 2Z5 tel: 604.685.9095 fax: 604.683.0771



Telephone Service



SIM CARD AND DATA PLANS


We use WhatsApp to communicate with students on their mobile phones. Getting an international SIM card can help lower your roaming and international calling costs while you're in Canada. You can use your current mobile phone—just swap the SIM card to get a local phone number and data plan!

SIM card plans range from \$9–\$19 per week or \$35–\$45 per month, depending on the package. For more details, visit gophonebox.com/plans.

If you would like to purchase a SIM card, please let us know on your first day of class, and a member of the Junior Program staff will assist you.



TELEPHONES/PAY PHONES



Vancouver has three area codes: 604, 236, and 778.

- You must always dial the area code along with the number
- If you're making a long-distance call, you must dial 011 + the country code (e.g., 011-55 for Brazil, 011-886 for Taiwan, etc.), followed by the phone number.
- It's recommended to bring a cell phone with you; however, some pay phones are still available at transit hubs, airports, shopping malls, and hotels.
- Local pay phone calls cost 50 cents, with no time limit.
- 911 is the emergency number that can be dialed for free from any telephone. 1-800 and 1-888 numbers are also free.



CONDUCT FOR CLASSROOM ACTIVITIES



LATENESS & ABSENTEEISM

You are expected to be on time for classes. Attendance, punctuality, and participation are important aspects of learning.

Students who attend class every day and on time:

- Learn more English!
- Get the class off to a good start!

Please note: if for any reason you are unable to attend a class or activity, please have your homestay parents notify the school **IN ADVANCE** with a written notice or a phone call.



ENGLISH ONLY POLICY

The English Only environment helps you:

- Think in English
- Improve your English faster
- Learn about other cultures
- Make friends!



LOOKING AFTER YOUR VALUABLES

Always keep your valuables with you: your wallet, bag, cellphone, electronic dictionary etc.



CELL PHONE POLICY

- Respect your teacher and classmates.
- Please turn your cell phone off during class time.



BEING ENVIRONMENTALLY FRIENDLY

Let's help take care of our planet! Remember the three R's:

- **Reduce:** Bring your own cup or bottle.
- **Recycle:** Use the correct recycling bins for beverage bottles, cartons, food scraps (compost), and paper.
- **Reuse:** Pack your lunch in reusable containers.

Important Information



ILSC 24 HOUR EMERGENCY NUMBERS

You can call the emergency number at any time during your stay if you encounter an emergency. Someone is always available to answer the phone and assist you.

ILSC UBC JUNIORS PROGRAM EMERGENCY NUMBER

1.236.308.3184



CITY EMERGENCY NUMBER

If you have a serious emergency, like a fire, medical emergency, or need police help, and can't find an ILSC staff member, homestay family member, or teacher, you can contact local emergency services by dialing **911**.



OUR TEACHING PHILOSOPHY



Learning is more fun and effective when it's all about you!



We combine a set curriculum with the flexibility to match each student's unique interests and learning needs. You'll be excited to learn about things that interest you personally!

Learning is faster when it's combined with fun, everyday experiences.



Immersive activities like role-playing, field trips, and group games help you learn the language more quickly and in a fun way!

Students learn best when they feel confident, relaxed, and happy.



At ILSC, you'll be part of a supportive community of teachers, staff, and friends who will help you succeed on your amazing learning adventure.

CONNECT WITH THE ILSC COMMUNITY #MYILSC



ILSCFB



@ILSC



@ILSC



ILSCTV

Frequently Asked Questions



WHAT'S INCLUDED IN THE JUNIORS PROGRAM PACKAGE?

The package fee includes all entry fees to attractions (activities take place Monday to Friday and a full day on Saturday), your accommodation, and a full-board meal plan (3 meals per day plus snacks), provided by your homestay family.

HOW MUCH MONEY SHOULD I BRING?

Public transport fees are not included, so students should bring between \$22 and \$28 per week to cover their transportation to and from school, as well as during activities. Students should also bring enough money for personal needs, including shopping for personal items and souvenirs.

WHY IS PUBLIC TRANSPORTATION EXTRA? (does not apply to UBC)

Depending on the length and dates of a student's program, the most cost-effective transit option can vary. We've found that it's easy and affordable for students to purchase transit fares once they arrive. Homestay families and ILSC staff can help students choose the best fare option for their needs.

HOW DO I ADJUST TO A NEW COUNTRY?

The program is a fantastic opportunity to explore a new culture, improve your language skills, and make new friends from around the world. While it's super exciting, it can also be a little challenging at first.

When you arrive, you might feel tired for the first few days because of 'jet lag'—this is normal, and your body will adjust to the new time zone.

Trying new foods can also make your stomach feel a bit off until you get used to them.

Be patient, and don't worry, your body will naturally adapt. It's also a great idea to let your host family know how you're feeling so they can support you.

WHAT IF I FEEL HOMESICK?

Feeling homesick is totally normal, especially if it's your first time away from home and your family. Being in a new country, where everyone speaks a different language, can feel a bit overwhelming and cause some 'culture shock.' The best way to feel better is to talk about your experiences and how you're feeling with your friends, teachers, and host family. Sharing what you love about your home will help you feel more at ease. You can also try writing down your thoughts in a journal—it's a great way to express yourself!

WHY DO I HAVE TO SPEAK ENGLISH ALL THE TIME?

ILSC's 'English Only' or 'French Only' policy is here to help you learn faster! It might feel tough at first, but the people you meet at ILSC will understand your efforts and any frustrations, and they'll do their best to help you. If you meet someone who doesn't understand, try not to get upset. They might not know what it's like to learn a new language, or they could just be having a bad day. No matter what, keep going. Soon, your English or French will improve and be better than ever!

IS THE CITY SAFE?

ILSC campuses are in several big cities, and these cities are usually very safe. Students are always with ILSC staff during activities and stay with their host family in the evenings, so they're rarely alone. However, students may need to travel between their homestay and the ILSC campus on their own.

Even though the cities are safe and the people are friendly, it's important to stay aware of your surroundings. If you see anything that seems suspicious or makes you feel uncomfortable, let an ILSC staff member or your homestay family know right away. Even in the safest places, it's a good idea to stay alert after dark and travel with friends if you can!