




LANGUAGE
SCHOOLS

LONE PINE SINCE
KOALA ACTUARY 1927

BRISBANE Junior Camp Program

WELCOME GUIDE 2026



BRISBANE | MONTRÉAL | TORONTO | VANCOUVER

ILSC AUSTRALIA BRISBANE

Junior Camp Program

Welcome to the ILSC Brisbane Junior Camp Program. This guide will help you understand what to expect, how to prepare, and how to stay safe and supported during your time in Australia.



Please read this guide carefully before you arrive and keep it with you during your program.



TABLE OF CONTENTS

4	WELCOME TO ILSC BRISBANE JUNIOR CAMP PROGRAM
5	PROGRAM OVERVIEW AND LOOKING AFTER YOU
8	BEFORE YOU TRAVEL TO AUSTRALIA
11	ARRIVING IN BRISBANE
13	ACCOMMODATION OPTIONS
13	Homestay Program
14	Day-Only Program
15	SCHOOL LIFE AT ILSC BRISBANE
18	ACTIVITIES AND EXCURSIONS
20	HEALTH, SAFETY, AND WELLBEING
22	SOCIAL MEDIA AND ONLINE SAFETY
24	CODE OF CONDUCT
26	COMMUNICATION AND EMERGENCY CONTACTS
27	FREQUENTLY ASKED QUESTIONS (ONLINE RESOURCE)

WELCOME TO ILSC BRISBANE

Junior Camp Program

We are excited that you will be coming to Brisbane, Australia, to study English and take part in our Junior Camp. During your time with us, you will meet students from many different countries, improve your English, and experience Australian life in a safe and supportive environment.

This Welcome Guide is here to help you:

- ✓ Understand what your program will be like
- ✓ Know what is expected of you
- ✓ Learn how we keep you safe and supported
- ✓ Prepare for your classes, activities, and life in Australia
- ✓ Know who to talk to if you need help

Your safety, wellbeing, and happiness are very important to us. ILSC has many years of experience looking after young students from around the world, and our staff are trained to work with teenagers and to provide proper care and supervision at all times.

We look forward to welcoming you to Brisbane and helping you have a fun, safe, and memorable study experience.





PROGRAM OVERVIEW AND LOOKING AFTER YOU

What Is the Junior Camp Program?

The ILSC Brisbane Junior Camp Program is for students aged 12 to 17 years.

Your program will include:

- ▶ English classes at the ILSC Brisbane campus
- ▶ Supervised afternoon activities (Tues - Fri)
- ▶ Saturday excursions
- ▶ Accommodation with an Australian homestay family (if requested)
- ▶ Airport pickup and drop-off (if requested)
- ▶ 24-hour emergency support

Your week will usually look like this:



MORNING

English classes



AFTERNOON

Activities (Tues - Fri)



EVENINGS

Time with your homestay family



WEEKENDS

Full-day supervised excursions and cultural experiences, and time with your friends and host family



How We Keep You Safe (Duty of Care)

Because you are under 18, ILSC has a special responsibility to take care of you. **This is called “duty of care”.**

This means:

- ▶ You will always be supervised during classes, activities, and excursions.
- ▶ Trained ILSC staff will be with you at school and on all trips.
- ▶ Your homestay family has been carefully selected and checked.
- ▶ There are clear rules about behaviour, curfews, and safety.
- ▶ There is a 24-hour emergency phone number if you ever need help.

If you feel unwell, unsafe, or worried at any time, you can speak to:

- ▶ Your teacher
- ▶ Your activity leader
- ▶ The Junior Camp Program Coordinator
- ▶ Your homestay family
- ▶ The emergency contact number

Going Out on Your Own

For student safety, students in the Junior Camp are expected not to go out alone during their free time. Students should always spend free time with appropriate friends, their host family, or under approved supervision.

Independent travel to and from school is permitted, as this involves a limited and clearly defined route that has been reviewed for safety.

Student safety is our highest priority, and these guidelines are designed to provide a supportive and secure experience for all participants.



Mobile Phones in Class and During the Program

All students must have a smartphone with active mobile data for the full duration of the program, either through roaming or an Australian SIM/eSIM.

- ▶ ILSC staff and group leaders can contact you at any time
- ▶ Please download WhatsApp in advance
- ▶ You can receive messages about meeting points, schedule changes, and activities
- ▶ We can quickly check your location if needed for safety reasons
- ▶ You can contact staff in case of emergency



Mobile phones are an important safety and communication tool during the Junior Camp Program.

In the classroom:

- ▶ Your phone may only be used when your teacher gives permission for learning activities.
- ▶ At all other times, your phone must be switched off or stored away during lessons.

Outside the classroom:

- ▶ You must keep your phone charged and with you at all times.
- ▶ You must respond promptly to messages from ILSC staff and activity leaders.
- ▶ You must not turn off your phone during excursions or free time.



This helps us make sure everyone is safe, accounted for, and able to receive important information at all times.





BEFORE YOU TRAVEL TO AUSTRALIA

This section will help you and your parents prepare for your trip to Brisbane and the ILSC Junior Camp Program.



Visa and Entry to Australia

Before you travel, make sure you have:

- ▶ A valid passport
- ▶ Copy of your passport
- ▶ The correct visa for your program
- ▶ Your ILSC Letter of Offer / Confirmation
- ▶ Overseas Student Health Cover or travel medical insurance (as required)

Your parents or agent will help you organise your visa and travel documents. You should keep copies of all important documents in your carry-on bag.



Unaccompanied Minors (Flying Alone) (service upon request)

If you are travelling to Australia without a parent or legal guardian, and you are planning to book an Unaccompanied Minor service with the airline, please let us know at the time of registration.

This means:

- ▶ Airline staff will look after you at the airport and during the flight
- ▶ You will be helped through immigration and baggage collection
- ▶ You will be handed over to an authorised taxi service provider on arrival

For most airlines:

- ▶ There is usually an extra fee paid to the airline and ILSC
- ▶ Your parents must complete special airline forms in advance



ILSC will provide your parents with the correct arrival contact details so the airline knows who will meet you at either Brisbane or Gold Coast Airport.

Medical Information, Allergies, and Medications

For your safety, it is very important that ILSC knows about:

- ▶ Any allergies (food, animals, medicine, environment)
- ▶ Any medical conditions (asthma, diabetes, epilepsy, anxiety, etc.)
- ▶ Any special dietary needs
- ▶ Any regular medications you take
- ▶ Any help you may need in taking medications

All of this information must be declared at the application stage.

If you take prescription medication:

- ▶ Bring enough for your full stay
- ▶ Keep it in the original packaging
- ▶ Carry a doctor's letter in English explaining what the medication is for

This information is shared (confidentially) with key staff and your homestay family so they can support you properly.



Insurance and Health Care

All students must have appropriate medical insurance for the full duration of their stay in Australia.

This ensures that:

- ▶ You can see a doctor if you are sick
- ▶ You can go to hospital in an emergency
- ▶ Prescription medicine and treatment costs are covered

Your parents or agent will organise this before you travel. You should bring your insurance details with you.



What Your Parents Need to Prepare

Before you leave home, your parents or guardians must:

- ▶ Complete all ILSC medical and consent forms
- ▶ Provide emergency contact details
- ▶ Confirm flight details with ILSC
- ▶ Arrange airline unaccompanied minor service (if required)
- ▶ Ensure you have a smartphone with data roaming or an Australian SIM card
- ▶ Read and agree to the Code of Conduct and safety rules



What You Should Bring

You should bring:



Your passport and visa



ILSC documents



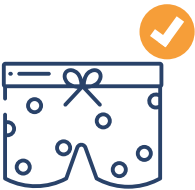
Medical insurance details



Prescription medications



A smartphone with charger and data access



Comfortable clothes for warm weather



A light jacket for cooler evenings



Good walking shoes



Sun protection (hat, sunscreen)



A small amount of Australian dollars and/or a debit card



- ▶ Australia can be very sunny, especially in Brisbane, so sun safety is important.
- ▶ Please note that some places do not accept cash, so you should bring a credit card or debit card if you would like to buy something there.

ARRIVING IN BRISBANE

This section explains what will happen when you arrive in Australia and how you will get to your homestay.



Arriving at Brisbane Airport

When your plane lands at Brisbane or Gold Coast airport, you will:

- ▶ Go through immigration
- ▶ Collect your luggage
- ▶ Pass through customs

If you are travelling as an Unaccompanied Minor, airline staff will stay with you and guide you through all these steps.

After you exit into the arrivals area, an ILSC-approved driver will be waiting for you.

They will:

- ▶ Be holding a sign with the ILSC logo and your name
- ▶ Take you safely to your homestay

You must only leave the airport with the person who has been sent by ILSC.



If You Cannot Find the ILSC Staff Member

If you do not see the ILSC staff member straight away:

- ▶ Stay inside the arrivals terminal
- ▶ Go to the airport information desk
- ▶ Ask to call the ILSC Junior Camp Emergency Number (this will be provided to you before travel)



- ▶ **A staff member will answer the phone and help you immediately.**
- ▶ **Do not leave the airport with anyone else and do not take a taxi or rideshare by yourself.**

Transfer to Your Homestay

You will be taken directly from the airport to your homestay.

During the drive:

- ▶ The driver will explain what will happen next
- ▶ You can contact your parents to tell them you have arrived safely



When you arrive at your homestay:

- ▶ Your host family will welcome you
- ▶ They will show you your room and the house
- ▶ They will explain house rules, meal times, and routines
- ▶ They will explain how to get to and from school.

Your homestay family will help you buy your public transport card.

This first evening is for resting, unpacking, and settling in.

Your First Day at ILSC

On your first school day:

- ▶ You will go to the ILSC Brisbane campus at 8:45am
- ▶ You will meet your teachers and other students
- ▶ You will have an English level assessment
- ▶ You will receive your class timetable
- ▶ You will learn about school rules and safety procedures

Staff will explain:

- ▶ What time you must leave home and return
- ▶ Who to talk to if you are sick or have a problem
- ▶ How activities and excursions will work

You will not be expected to know everything on the first day. Our staff will guide you step by step.



ACCOMMODATION OPTIONS



Depending on your program, you may be enrolled in:

HOMESTAY PROGRAM

living with an Australian homestay family

DAY ONLY PROGRAM

living with your parent, guardian, or approved carer in Brisbane

Your enrolment confirmation will clearly state which option you are in.

Homestay Program (for students staying with a homestay family)

Living with a homestay family is an important part of the full Junior Camp Program experience. It helps you practise English, learn about Australian culture, and feel supported during your stay.



Your homestay family has been carefully selected by ILSC.

They:

- ▶ Have been interviewed and checked
- ▶ Meet Australian child-safety requirements
- ▶ Have experience hosting international students
- ▶ Have agreed to follow ILSC's homestay and welfare standards

You will have:

- ▶ Your own bed and study space
- ▶ Breakfast and dinner on weekdays
- ▶ All meals on weekends (if you are at home, unless otherwise advised)
- ▶ A safe and comfortable home environment



Day Only Program (Living with Your Own Family or Guardian)

If you are enrolled in the **Day Only Program**, you will:


- ▶ Live with your parent, legal guardian, or approved relative in Brisbane
- ▶ Travel to and from the ILSC campus each day
- ▶ Join all classes and activities but return home in the evenings

In this case:

- ▶ Your parent or guardian is responsible for your accommodation and daily care outside program hours
- ▶ ILSC is responsible for your supervision during class time, activities, and excursions
- ▶ You must still follow all program rules, schedules, and safety instructions



Transport arrangements, punctuality, and communication procedures will be explained to you and your family before the program starts.



For more detailed advice about living with a host family, including communication, house rules, cultural differences, and daily routines, please refer to our [Practical Homestay Tips for Students](#).

SCHOOL LIFE AT ILSC BRISBANE



This section explains what your school days will be like and what is expected of you in class.

The ILSC Brisbane Campus

You will study at the ILSC Brisbane campus, located in the city centre.



AT THE CAMPUS

You will find:

- ▶ Modern classrooms
- ▶ Student common areas
- ▶ Teachers and support staff
- ▶ First aid facilities

ON YOUR FIRST DAY

Staff will show you around the building and explain:

- ▶ Where your classroom is
- ▶ Where to go during breaks
- ▶ Where to find help if you need it



English Classes and Levels

ON YOUR FIRST DAY:

- ▶ You will complete an English assessment
- ▶ Teachers will check your speaking, listening, reading, and writing
- ▶ You will be placed in the level that best suits you

CLASSES FOCUS ON:

- ▶ Speaking and listening
- ▶ Grammar and vocabulary
- ▶ Reading and writing
- ▶ Communication skills for everyday life



Classroom Behaviour

To help everyone learn in a safe and respectful environment, you are expected to:

- ▶ Arrive on time
- ▶ Bring your notebook and materials
- ▶ Listen to your teacher
- ▶ Participate in class activities
- ▶ Respect other students
- ▶ Speak English as much as possible



Bullying, discrimination, or disrespectful behaviour is not allowed.

Attendance and Punctuality

You must:

- ▶ Attend all classes and activities
- ▶ Be on time every day
- ▶ Inform your host family or guardian if you are sick and cannot attend

Dress Code

You should wear:

- ▶ Clean and comfortable clothes
- ▶ Clothing suitable for school and activities
- ▶ Shoes that are safe for walking and excursions

Clothing must be respectful and appropriate for a school environment.



Support at School

If you need help, you can talk to:

- ▶ Your teacher
- ▶ The Junior Camp Program Coordinator
- ▶ Activity leaders
- ▶ Student services staff

They are there to support you with:

- ▶ Learning
- ▶ Health issues
- ▶ Homesickness
- ▶ Friendship problems
- ▶ Any worries you may have



ACTIVITIES AND EXCURSIONS

Activities and excursions are an important part of the ILSC Brisbane Junior Camp Program. They help you practise English, make friends, and learn about Australian culture while having fun.



Supervision and Safety

During all activities and excursions:

- ▶ Weather conditions
- ▶ Safety concerns
- ▶ Venue availability or booking changes
- ▶ Transport delays
- ▶ Group size or other operational reasons

If a change is necessary:

- ▶ A suitable alternative activity will be arranged
- ▶ Students will be informed as soon as possible
- ▶ The same level of supervision and safety will always be provided

Your safety is always the top priority.

Changes may happen because of:

- ▶ ILSC staff will travel with you
- ▶ Clear meeting points and times will be explained
- ▶ Regular head counts will be taken
- ▶ You must stay with your group at all times

You are not allowed to leave the group or go anywhere on your own without permission from an ILSC staff member.

Following Instructions



For your safety, you must:

- ▶ Listen carefully to staff instructions
- ▶ Follow all safety rules
- ▶ Arrive on time to meeting points
- ▶ Tell a leader immediately if you feel unwell or need help

If you do not follow instructions, you may be removed from an activity.



What to Bring on Activities

You should always bring:



A smartphone with charger and data access



A water bottle



Sun protection (hat, sunscreen)



Comfortable walking shoes



Any required medication (for example, asthma inhaler)

Behaviour During Activities

You are expected to:

- ▶ Be respectful to staff, other students, and the public
- ▶ Follow local laws and venue rules
- ▶ Represent ILSC in a positive way
- ▶ Look after your personal belongings

Dangerous behaviour, bullying, or ignoring safety rules is not allowed.

Weekends and Full-Day Excursions

On weekends, you will take part in full-day supervised excursions, such as:

- ▶ City sightseeing
- ▶ Visits to the zoo
- ▶ National parks
- ▶ Cultural attractions

These trips are planned to be safe, educational, and enjoyable.

Staff will explain:

- ▶ The schedule
- ▶ Travel times
- ▶ Meal arrangements
- ▶ Return times to homestay or meeting points



ILSC Junior Camp T-Shirt

All students will receive an official ILSC Junior Camp T-shirt at the start of the program.

You should:

- ▶ Wear your ILSC Junior Camp T-shirt on excursions and group activities
- ▶ Wear it whenever staff instruct you to (for example, during airport transfers or large public outings)

This helps:

- ▶ Staff easily identify all students
- ▶ Keep the group together
- ▶ Ensure your safety in public places
- ▶ Help the public and emergency services recognise you as part of an organised school group

You must look after your T-shirt and bring it with you to all required activities.

HEALTH, SAFETY AND WELLBEING

Your safety and wellbeing are our top priorities.. During the Junior Camp Program, you must follow all safety instructions and tell staff immediately if something is wrong.

When You Are Sick or Injured

If you feel unwell, are hurt, or do not feel normal:

- ▶ Tell your teacher, activity leader, homestay family, or another ILSC staff member straight away.
- ▶ Do not hide injuries or illness.
- ▶ Do not move an injured person unless a staff member or medical professional tells you to.
- ▶ Follow all instructions from ILSC staff and medical workers.

If the situation is serious:

- ▶ ILSC staff will arrange medical treatment or **call an ambulance (000 in Australia)**.
- ▶ Your parents or guardians will be contacted as soon as possible.

First Aid and Medical Support

At the ILSC Brisbane campus and on excursions:

- ▶ Trained staff are available to provide first aid.
- ▶ First aid kits are always accessible.
- ▶ Emergency procedures are in place.
- ▶ Leaders carry student medical information (confidentially) and emergency contacts.

Sun and Heat Safety

Brisbane has strong sun and high temperatures in the summer months.

To stay safe:

- ▶ Wear sunscreen every day.
- ▶ Wear a hat during outdoor activities.
- ▶ Drink plenty of water.
- ▶ Tell staff immediately if you feel dizzy, weak, or unwell from the heat.

Sun safety rules must be followed at all times.

Personal Safety and Belongings

- ▶ Keep your belongings with you at all times.
- ▶ Do not carry large amounts of cash or your passport unless staff ask you to.
- ▶ Keep your phone and wallet safely in your bag.
- ▶ In busy areas and on public transport, wear your backpack on your front.



Stranger Awareness

- ▶ Most people are friendly, but you must be careful.
- ▶ Do not share personal information with strangers.
- ▶ Do not get into a stranger's car.
- ▶ Do not meet anyone you only know online.
- ▶ If someone makes you uncomfortable, say "No, thank you" and move away.
- ▶ Tell an ILSC staff member immediately if you feel unsafe.

If You Get Lost

- ▶ Stay where you are. Do not try to find your way alone.
- ▶ Contact your group leader or the Junior Camp Emergency Number immediately.
- ▶ Share your location with staff if asked.
- ▶ Do not take public transport, taxis, or rideshares on your own unless staff instruct you to.

Fire and Emergency Situations

If you hear a fire alarm or there is an emergency:

- ▶ Leave the building calmly and quickly.
- ▶ Follow your teacher or activity leader.
- ▶ Go to the designated meeting point and stay with your group.
- ▶ Do not return until staff or emergency services say it is safe.



Emotional Wellbeing and Homesickness

It is normal to feel nervous, tired, homesick, or overwhelmed.

If you feel sad, anxious, or worried:

- ▶ Talk to your teacher.
- ▶ Talk to your activity leader.
- ▶ Talk to the Junior Camp Program Coordinator.

You are not alone, and support is always available.

Emergency Contact and Parent Communication

ILSC provides a 24-hour emergency phone number to all students and parents.

In any serious situation:

- ▶ Staff will look after you first.
- ▶ Medical help will be arranged if needed.
- ▶ Your parents or guardians will be contacted as soon as possible.





SOCIAL MEDIA AND ONLINE SAFETY

Your safety online is just as important as your safety in the classroom and on excursions. In Australia, there are strict child-safety and online-safety laws to protect young people.

Social Media Rules for Junior Camp Program (Australian Government Requirements)

For students under 16 years of age, personal use of social media during the program is not permitted.

This is not only an ILSC rule. It is based on:

- ▶ Australian Government child-safety and online-safety regulations
- ▶ National guidelines designed to protect minors from:
 - Online predators
 - Cyberbullying
 - Inappropriate content
 - Unwanted contact from strangers
 - Real-time location sharing risks

This means that during the Junior Camp Program, students under 16 cannot:

- ▶ Post photos or videos
- ▶ Upload stories or reels
- ▶ Live stream
- ▶ Comment publicly
- ▶ Use personal social media accounts such as Instagram, TikTok, Snapchat, Facebook, WeChat, or similar platforms

These rules are in place for your protection and are part of ILSC's legal duty of care in Australia.

Students aged 16–17 must still follow all ILSC online-safety rules and staff instructions, and may have additional restrictions depending on program policy.



ILSC Official Photos and Program Hashtag

ILSC staff will take photos and videos during classes, activities, and excursions.

These may be:

- ▶ Shared on official ILSC social media channels like Instagram
- ▶ Shared with parents
- ▶ Used for marketing and program promotion (with parental consent)

Privacy and Respect Online

You must not:

- ▶ Post photos or videos of other students without their permission
- ▶ Post photos or videos of your homestay family or their home
- ▶ Share personal information about other students or staff
- ▶ Tag real-time locations during excursions
- ▶ Share group chat messages publicly

You must respect everyone's privacy at all times.

Cyber Safety and Behaviour

Online behaviour must follow the same rules as in-person behaviour.

This means:

- ▶ No bullying or teasing online
- ▶ No sharing of inappropriate content
- ▶ No contacting strangers
- ▶ No joining unsafe or unknown online groups

If you receive a message that makes you uncomfortable or worried:

- ▶ Tell an ILSC staff member immediately
- ▶ Do not reply to the message
- ▶ Do not delete the message before showing staff

Using Your Phone for Safety

Your phone is mainly for:

- ▶ Communication with ILSC staff
- ▶ Group coordination
- ▶ Emergency contact
- ▶ Receiving important instructions

You must:

- ▶ Keep your phone charged
- ▶ Keep data access on
- ▶ Respond to staff messages promptly
- ▶ Follow all instructions about phone use during activities and at school





CODE OF CONDUCT

The Code of Conduct explains how you are expected to behave during the ILSC Brisbane Junior Camp Program. These rules are in place to keep everyone safe, comfortable, and respected.

By joining the program, you agree to follow these rules at all times—at school, during activities, on excursions, in your homestay (if applicable), and online.

Respect for Others

You must:

- ▶ Be polite and respectful to teachers, staff, homestay families, and other students
- ▶ Respect different cultures, religions, and backgrounds
- ▶ Listen to instructions and follow them the first time
- ▶ Use appropriate language at all times

Bullying, discrimination, harassment, or threatening behaviour is not allowed in any form (in person or online).

Alcohol, Vaping, Smoking, and Drugs

Because you are under 18 and under ILSC supervision:

- ▶ Alcohol is strictly prohibited
- ▶ Vaping and smoking are not allowed
- ▶ Illegal drugs and substances are strictly forbidden
- ▶ Misuse of medication is not allowed

If a student is found to have alcohol, vapes, cigarettes, or drugs, or is under their influence:

- ▶ Parents will be informed immediately
- ▶ Serious disciplinary action will be taken
- ▶ This may include removal from the program and return home at the family's expense

Safety and Following Rules

You must:

- ▶ Stay with the group during activities and excursions
- ▶ Follow curfew and check-in times
- ▶ Keep your phone on and respond to staff messages
- ▶ Wear your ILSC Junior Camp T-shirt or hat when required
- ▶ Follow transport and meeting instructions

Leaving the group without permission, ignoring safety rules, or turning off your phone is not allowed.



Behaviour in Homestay or Day Only Program

If you are in homestay, you must:

- ▶ Respect your host family and their home
- ▶ Follow house rules
- ▶ Keep your room tidy
- ▶ Inform your host family and ILSC if you will be late or unwell

If you are in the Day Only Program, you must:

- ▶ Be on time for school and activities
- ▶ Follow all supervision and meeting arrangements
- ▶ Remain under the care of your parent or guardian outside program hours

Damage to Property

You must:

- ▶ Take care of school property, homestay property, and public facilities
- ▶ Not damage, steal, or misuse anything

If you cause damage:

- ▶ You and your parents may be required to pay for repairs or replacement
- ▶ Serious or intentional damage may lead to disciplinary action



Consequences of Breaking the Rules

If a rule is broken, ILSC may:

- ▶ Give a warning
- ▶ Inform your parents
- ▶ Restrict participation in activities
- ▶ Require a behaviour agreement
- ▶ In serious cases, remove you from the program and arrange early return home

All decisions are made with your safety and the safety of others in mind.

For full details, procedures, and disciplinary processes, please refer to the official ILSC [Student Code of Conduct](#).





COMMUNICATION AND EMERGENCY CONTACTS

Good communication is very important during the Junior Camp Program. This helps keep everyone safe and informed.

Staying in Contact with ILSC Staff

During the program, you will be supported by:

- ▶ Your teachers
- ▶ Activity leaders
- ▶ The Junior Camp Program Coordinator
- ▶ Homestay and student services staff

You must:

- ▶ Keep your mobile phone switched on and charged
- ▶ Have mobile data that works in Australia
- ▶ Respond to messages and calls from ILSC staff promptly
- ▶ Follow instructions about meeting points, schedules, and changes

Staff will use messaging apps and phone calls to:

- ▶ Confirm daily schedules
- ▶ Give activity details
- ▶ Check student safety and location
- ▶ Provide urgent updates

Communication with Parents

ILSC will communicate with your parents or guardians about:

- ▶ Arrival and departure
- ▶ Health or medical issues
- ▶ Serious behaviour concerns
- ▶ Any emergency situation

Regular program updates may also be shared through:

- ▶ Email
- ▶ Official ILSC communication channels
- ▶ The official program social media hashtag, #ilsc_juniorcamps

Curfews and Check-Ins

All students must follow:

- ▶ Curfew times set by ILSC
- ▶ Check-in procedures with staff and/or homestay families
- ▶ Instructions about returning home after activities and excursions

These rules are in place for your safety and must be followed at all times.



24-Hour Emergency Contact

A 24-hour emergency phone number will be provided to:

- ▶ Students
- ▶ Parents
- ▶ Homestay families

Use this number if:

- ▶ You are lost
- ▶ You feel unsafe
- ▶ You are seriously unwell
- ▶ There is an urgent situation outside school hours



For urgent issues outside normal office hours, always use the 24-hour Junior Camp Emergency Number provided to students and parents before travel.

You should save this number in your phone before you arrive.

ILSC Brisbane Campus Contact Details

🏠 Campus: ILSC Brisbane English Language School

📍 Address: Level 1, 232 Adelaide Street, Brisbane City QLD 4000, Australia

☎ Reception Phone: +61 7 3220 0144

🕒 Office Hours: Monday–Friday (8:00 am – 6:00 pm AEST)

This is the main phone number for:

- ▶ General enquiries
- ▶ School support during program hours
- ▶ Notifying the school if you are late or absent
- ▶ Non-urgent assistance

Frequently Asked Questions (FAQ)

For common questions about:

- | | |
|-----------------------------|------------------|
| ▶ Free time and supervision | ▶ Meals |
| ▶ Pocket money | ▶ Weather |
| ▶ Transport | ▶ Illness |
| ▶ Laundry | ▶ Lost property |
| | ▶ Daily routines |

Please refer to the full Junior Camp FAQ page here:



This page will always contain the most up-to-date information.

